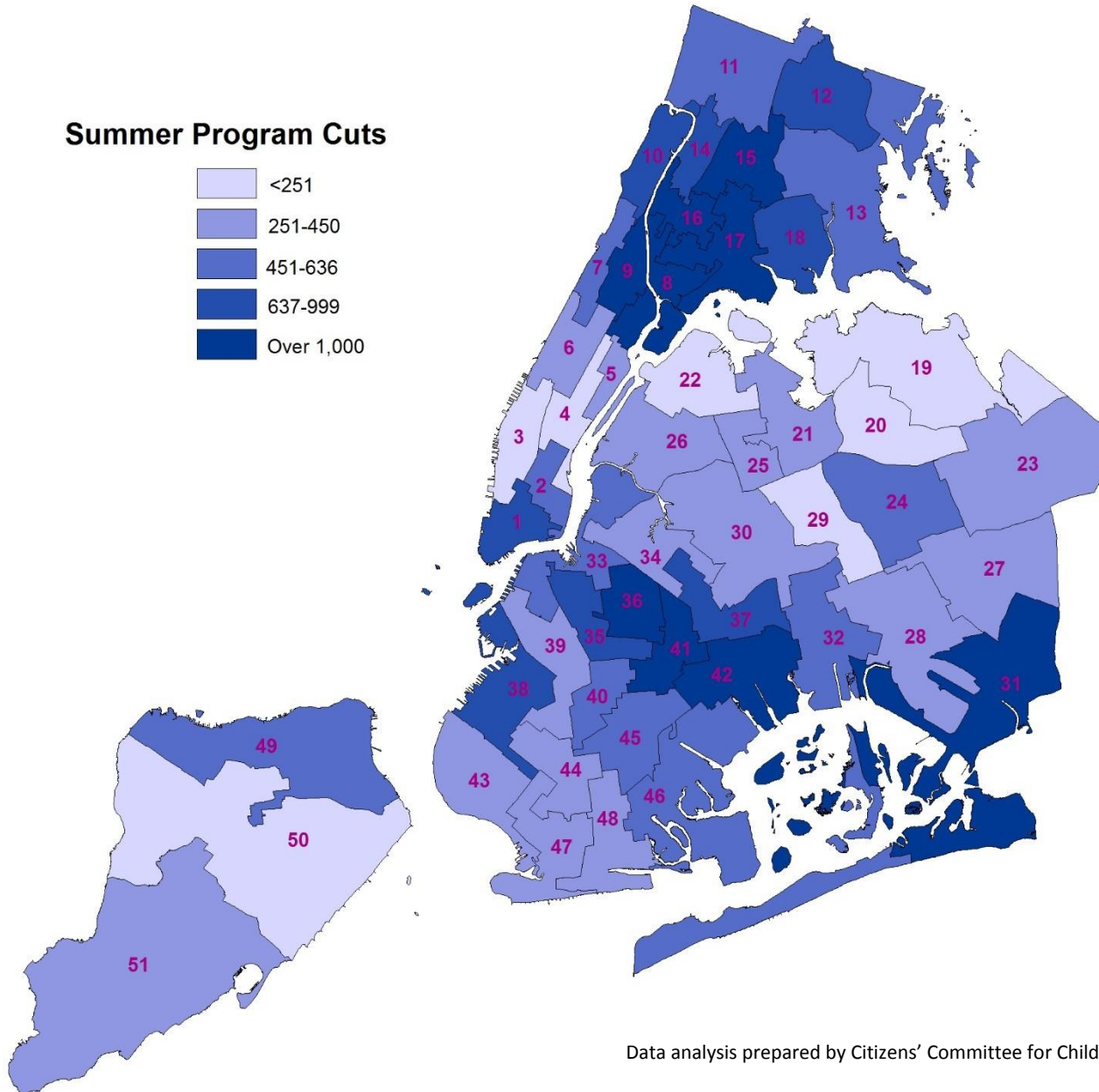



# The City FY 2019 Budget Proposes to Cut Summer Programming for at least **34,000** Middle School Children throughout NYC



## Cuts by City Council District - FY 2019

### Summer Program Cuts



Data analysis prepared by Citizens' Committee for Children.

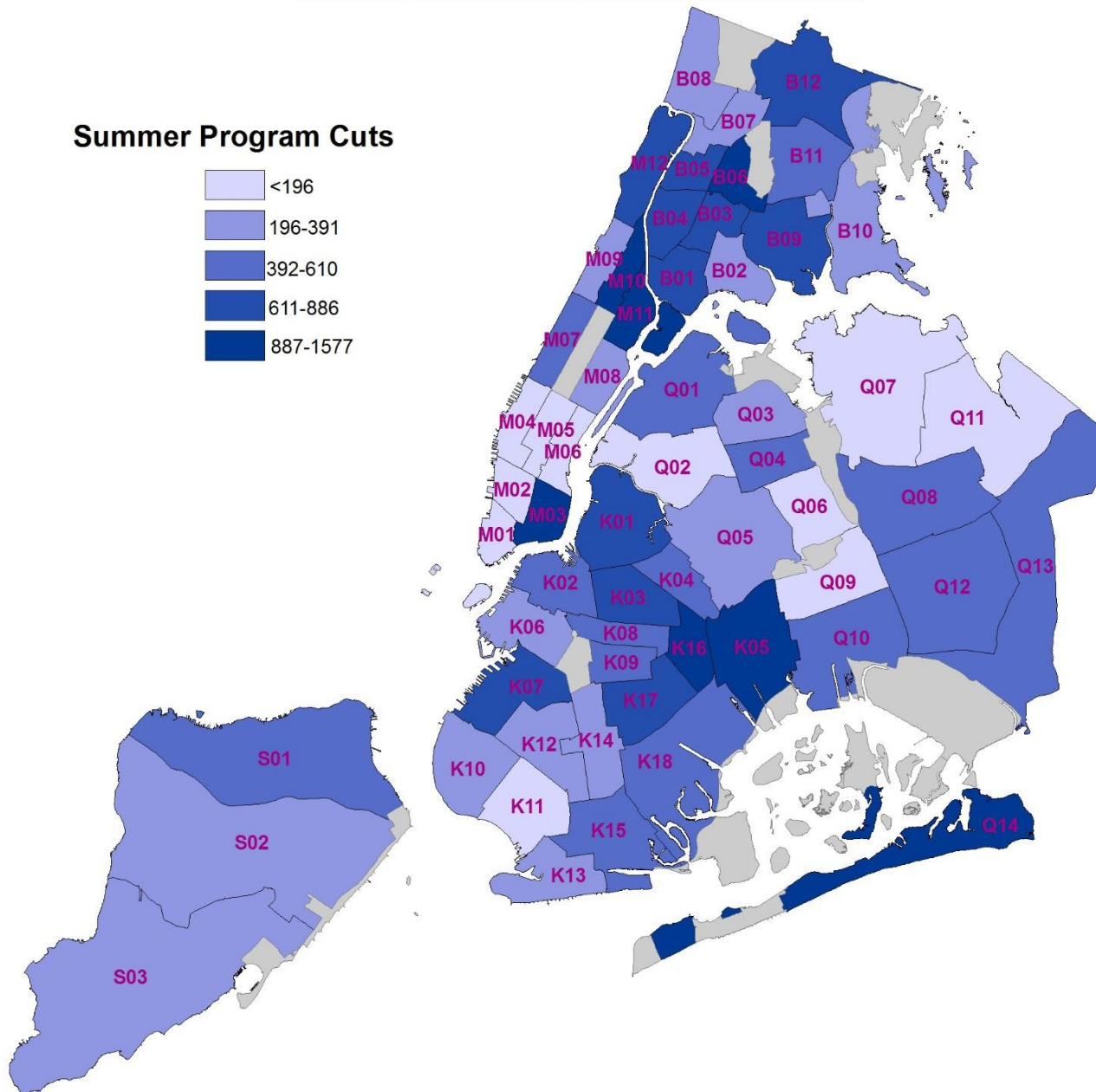
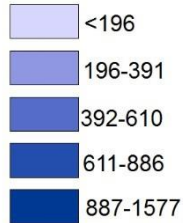
Council Member	# of Summer Slots Due to Be Cut
Margaret Chin (1)	721
Carlina Rivera (2)	590
Speaker Corey Johnson (3)	190
Keith Powers (4)	0
Ben Kallos (5)	295
Helen Rosenthal (6)	305
Mark Levine (7)	576
<b>Diana Ayala (8)</b>	<b>1,631</b>
<b>Bill Perkins (9)</b>	<b>1,157</b>
Ydanis Rodriguez (10)	758
Andrew Cohen (11)	490
Andy King (12)	885
Mark Gjonaj (13)	625
Fernando Cabrera (14)	726
<b>Ritchie Torres (15)</b>	<b>1,107</b>
<b>Vanessa Gibson (16)</b>	<b>1,246</b>
<b>Rafael Salamanca, Jr. (17)</b>	<b>1,245</b>
Ruben Diaz, Sr. (18)	886
Paul Vallone (19)	150
Peter Koo (20)	140
Francisco Moya (21)	282
Costa Constantinides (22)	220
Barry Grodenchik (23)	275
Rory Lancman (24)	605
Daniel Dromm (25)	435
Jimmy Van Bramer (26)	395
I. Daneek Miller (27)	315
Adrienne Adams (28)	410
Karen Koslowitz (29)	195
Robert Holden (30)	305
<b>Donovan Richards (31)</b>	<b>1,231</b>
Eric Ulrich (32)	597
Stephen Levin (33)	636
Antonio Reynoso (34)	450
Laurie Cumbo (35)	720
<b>Robert Cornegy (36)</b>	<b>1,060</b>
Rafael Espinal (37)	948
Carlos Menchaca (38)	711
Brad Lander (39)	347
Mathieu Eugene (40)	500
<b>Alicka Ampry-Samuel (41)</b>	<b>1,533</b>
<b>Inez Barron (42)</b>	<b>1,482</b>
Justin Brannan (43)	281
Kalman Yeger (44)	410
Jumanne Williams (45)	470
Alan Maisel (46)	537
Mark Treyger (47)	260
Chaim Deutsch (48)	366
Deborah Rose (49)	560
Steven Matteo (50)	250
Joe Borrelli (51)	410

# The City FY 2017 Budget Proposes to Cut Summer Programming for 31,000 Middle School Children throughout New York City



## Cuts by Community District - FY 2017

### Summer Program Cuts



Community District	# of Summer Slots Due to Be Cut
<b>Bronx – Total Cuts 7,680</b>	
Mott Haven (B01)	870
Hunts Point (B02)	350
Morrisania (B03)	715
Concourse/Highbridge (B04)	816
University Heights (B05)	646
East Tremont (B06)	1097
Bedford Park (B07)	300
Riverdale (B08)	390
Unionport/Soundview (B09)	886
Throgs Neck (B10)	375
Pelham Parkway (B11)	500
Williamsbridge (B12)	735
<b>Brooklyn- Total Cuts 10,711</b>	
Williamsburg/Greenpoint (K01)	671
Fort Greene/Brooklyn Hts (K02)	505
Bedford Stuyvesant (K03)	845
Bushwick (K04)	541
East New York (K05)	1319
Park Slope (K06)	391
Sunset Park (K07)	727
Crown Heights North (K08)	595
Crown Heights South (K09)	435
Bay Ridge (K10)	281
Bensonhurst (K11)	195
Borough Park (K12)	330
Coney Island (K13)	260
Flatbush/Midwood (K14)	335
Sheepshead Bay (K15)	442
Brownsville (K16)	1577
East Flatbush (K17)	671
Canarsie (K18)	591
<b>Manhattan – Total Cuts 5,753</b>	
Battery Park/Tribeca (M01)	131
Lower East Side (M03)	1030
Chelsea/Clinton (M04)	190
Midtown Business District (M05)	100
Murray Hill/Stuyvesant (M06)	50
Upper West Side (M07)	526
Upper East Side (M08)	295
Manhattanville (M09)	265
Central Harlem (M10)	1087
East Harlem (M11)	1281
Washington Heights (M12)	798
<b>Queens – Total Cuts 5,555</b>	
Astoria (Q01)	470
Sunnyside/Woodside (Q02)	145
Jackson Heights (Q03)	242
Elmhurst/Corona (Q04)	475
Ridgewood/Glendale (Q05)	305
Rego Park/Forest Hills (Q06)	195
Flushing (Q07)	185
Fresh Meadows/Briarwood (Q08)	555
Woodhaven (Q09)	80
Howard Beach (Q10)	491
Bayside (Q11)	105
Jamaica/St. Albans (Q12)	610
Queens Village (Q13)	560
The Rockaways (Q14)	1137
<b>Staten Island – Total Cuts 1,220</b>	
St. George (S01)	510
South Beach (S02)	390
Tottenville (S03)	320
<b>CITYWIDE TOTAL</b>	<b>30,919</b>

Data analysis prepared by Citizens' Committee for Children.